HSK 1 · LESSON 14

她买了不少衣服

Tā mǎi le bùshǎo yīfu

She bought quite a few clothes

Today We Will Learn…

目标 · Goals

LISTENING

Hear 了 after a verb and know the action is done — and catch 都 (all) and 一点儿 (a little).

SPEAKING

Say what you bought with 买了 , cover everything with 都 , and ask for 一点儿 more.

READING

Read 她买了不少衣服 and the shopping dialogue with pinyin support.

WRITING

Write 买 , 衣 and 亮 stroke by stroke, in the right order.

Shopping day: first say it with 了 , then write it down.

Vocabulary

生词 · New Words

Word 1



衣服

yīfu

clothes

Word 2



买

mǎi

to buy

Word 3



东西

dōngxi

thing, stuff

Word 4



漂亮

piàoliang

pretty, beautiful

Word 5



看见

kànjiàn

to see

Word 6



苹果

píngguǒ

apple

Listen and repeat. Watch the mouth shape for each sound.

Vocabulary

生词 · New Words

Word 7



先生

xiānsheng

Mr., sir

Word 8



分钟

fēnzhōng

minute (duration)

Word 9



开

kāi

to drive; to open

Word 10



车

chē

car, vehicle

Word 11



都

dōu

all, both

Word 12



一点儿

yìdiǎnr

a little bit

Listen and repeat. Watch the mouth shape for each sound.

Vocabulary

生词 · New Words

Word 13



少

shǎo

few, little

Word 14



不少

bùshǎo

quite a few

Word 15



回来

huílai

to come back

Word 16



这些

zhèxiē

these

Word 17



后

hòu

later, afterwards

Learn to Write

买

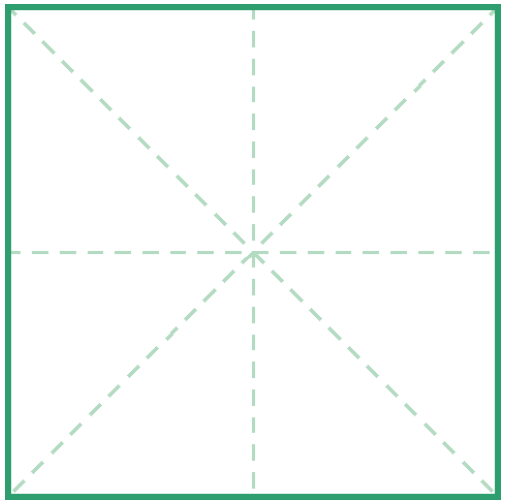

mǎi

to buy

6 strokes

A dot on top, a folded stroke, then the 大 shape below.

买 is the shopper's verb. Add 了 and the shopping is done: 买了 mǎi le.

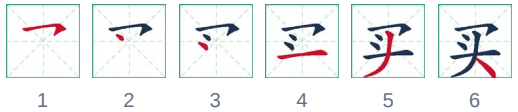

衣

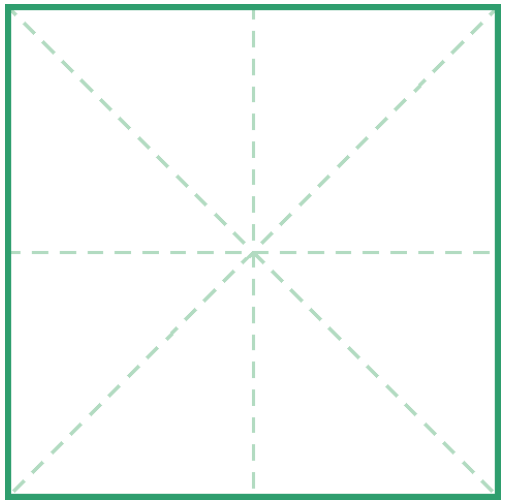

yī

clothes

6 strokes

A dot, a wide cover stroke, then falling strokes like an opening robe.

衣 leads 衣服 yīfu — and on its own it still means clothes.

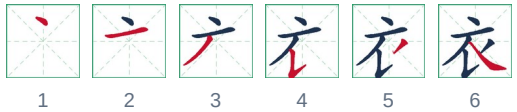

Learn to Write

亮

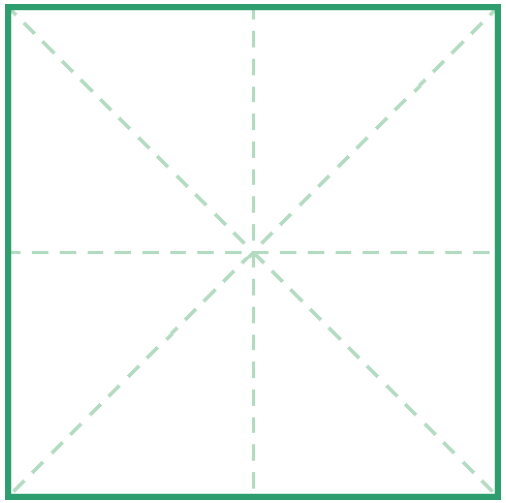

liàng

bright

9 strokes

Made of 亠 (lid) + 口 (mouth) + 冂 (frame) + 儿 (little legs).

亮 is the shine inside 漂亮 piàoliang. Bright things catch the eye first.



西

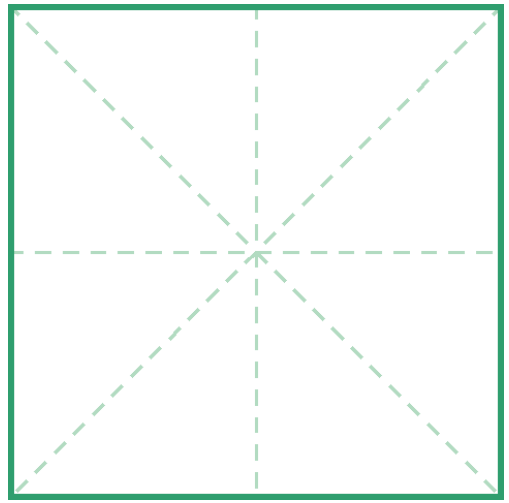

xī

west

6 strokes

一 (one) on top, then a framed box with 儿 inside.

西 xī is 'west'. Put 东 dōng (east) in front and you get 东西 dōngxi — 'things'!



Building Blocks

衣服

yīfu · clothes — the everyday word for what you wear

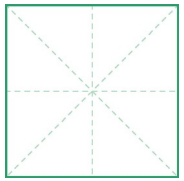

衣 yī

6 strokes



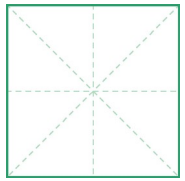

服 fú

8 strokes



东西

dōngxi · thing, stuff — 'east-west' turns into things

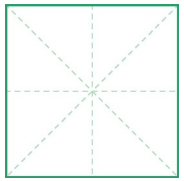

东 dōng

5 strokes



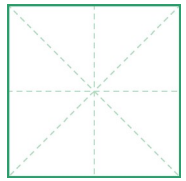

西 xī

6 strokes



漂亮

piàoliang · pretty, beautiful — say it about clothes

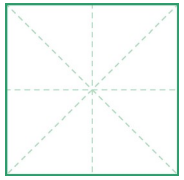

漂 piào

14 strokes



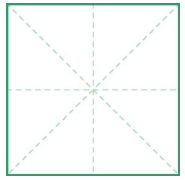

亮 liàng

9 strokes



一点儿

yìdiǎnr · a little bit — — changes its tone here

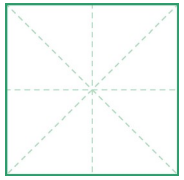

一 yì

1 strokes



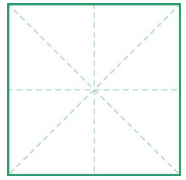

点 diǎn

9 strokes



Sounds of the Lesson

了 le is light and quick at the end of a verb. 一点儿 rolls into one smooth word: yìdiǎnr. Tap and repeat.

Sound focus	Tap & listen	Say it — tap!
了 le — action done	**了**	*我吃了米饭。* *他回来了。* *我买了不少衣服。*
买了 mǎi le — bought it	**买** **买了**	*你买了多少衣服?* *她买了三件衣服。*
一点儿 yìdiǎnr — a little		*一点儿 yìdiǎnr* *我想喝一点儿茶。* *这个大一点儿。*
都 dōu — all, both	**都**	*这些衣服都很漂亮。* *我们都喜欢汉语。*
少 shǎo → 不少 bùshǎo	**少** **不少**	*我买了不少衣服。*
Words from this lesson		*衣服 yīfu* *东西 dōngxi* *漂亮 piàoliang*

Grammar

了 — completed action

Verb + 了 (+ object)

了 after a verb signals completion: 她买了衣服 (She bought clothes). It is not a blanket past tense — it marks completion or change.

我吃了米饭。 *Wǒ chī le mǐfàn.* I ate rice.

他回来了。 *Tā huílai le.* He's back.

都 — all, both

Subject (plural) + 都 + predicate

都 sums up the whole subject: 我们都是学生 (We are all students). It stands after the subject, before the predicate.

这些衣服都很漂亮。 *Zhèxiē yīfu dōu hěn piàoliang.* These clothes are all pretty.

我们都喜欢汉语。 *Wǒmen dōu xǐhuan Hànyǔ.* We all like Chinese.

Grammar

一点儿 — a little

一点儿 + noun / adjective + 一点儿

一点儿 marks a small amount: 一点儿水 (a little water). After an adjective it means “a bit more”: 便宜一点儿 (a bit cheaper).

我想喝一点儿茶。	*Wǒ xiǎng hē yìdiǎnr chá.* I'd like a little tea.	
这个大一点儿。	*Zhège dà yìdiǎnr.* This one is a bit bigger.	

Pattern — [verb] + 了 + [object]

[verb] + 了 + [object]

Say what got done: verb + 了 + what it happened to. 她买了三件衣服 — she bought three items of clothing.

她买了三件衣服。	*Tā mǎi le sān jiàn yīfu.* She bought three items of clothing.	
我买了不少衣服。	*Wǒ mǎi le bùshǎo yīfu.* I bought quite a few clothes.	

Grammar

Pattern — 都 + [predicate]

都 + [predicate]

Put 都 right before the predicate to cover everyone — or everything — at once: 他们都是学生 (They are all students).

他们都是学生。 *Tāmen dōu shì xuésheng.* They are all students.

先生，这些都很好看。 *Xiānsheng, zhèxiē dōu hěn hǎokàn.* Sir, these all look great.

Writing

Stroke order — eight rules

1. Top before bottom
2. Left before right
3. Horizontal before vertical
4. Left-fall before right-fall
5. Outside before inside
6. Close the frame last
7. Middle before the sides
8. Little dots come last

Say the rule out loud while you air-write. Slow is smooth — smooth is fast.

Characters of this lesson — tap to hear

衣	*yī* clothes	服	*fú* clothes
买	*mǎi* buy	东	*dōng* east
西	*xī* west	漂	*piào* pretty
亮	*liàng* bright	点	*diǎn* a bit; o'clock
开	*kāi* drive; open	车	*chē* car

买

mǎi

to buy

6 strokes — watch it move!

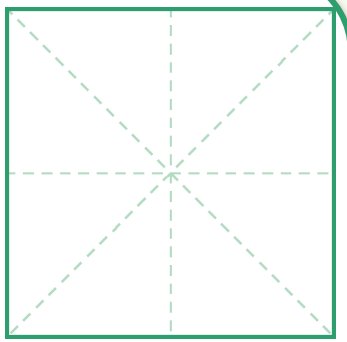

Follow the red strokes in the GIF, then copy 买 in your grid book.

Dialogue

A 你看，这件衣服漂亮吗?

Nǐ kàn, zhè jiàn yīfu piàoliang ma? Look, is this item pretty?

B 很漂亮！你买了多少衣服?

Hěn piàoliang! Nǐ mǎi le duōshao yīfu? Pretty! How many?

A 我买了不少衣服。

Wǒ mǎi le bùshǎo yīfu. I bought quite a few clothes.





Dialogue · 2

B 先生，这些都很好看。

Xiānsheng, zhèxiē dōu hěn hǎokàn. Sir, these all look great.

A 我想买一点儿水果。

Wǒ xiǎng mǎi yìdiǎnr shuǐguǒ. I'd like to buy a little fruit.

B 好，我们五分钟回来。

Hǎo, wǒmen wǔ fēnzhōng huílai. OK, back in five minutes.

Listen → repeat line by line → act it out with a partner!

Shopping with 了

Every line spends one of today's three tools: 了 says the buying is done, 都 covers everything, and 一点儿 keeps it small. Swap in your own clothes and fruit and shop again.

Practice Time

Your turn — say it out loud!

1. **A friend shows you an item. Say it is very pretty!**

Answer: 很漂亮！ Hěn piàoliang!

2. **Say you bought quite a few clothes.**

Answer: 我买了不少衣服。 Wǒ mǎi le bùshǎo yīfu.

3. **Say these clothes are all pretty.**

Answer: 这些衣服都很漂亮。 Zhèxiē yīfu dōu hěn piàoliang.

4. **Say you'd like to buy a little fruit.**

Answer: 我想买一点儿水果。 Wǒ xiǎng mǎi yìdiǎnr shuǐguǒ.

5. **Write it: copy 衣服 three times in your grid book.**

Check the stroke order — the wide cover stroke of 衣 comes early.



Speaking first!

Listen → repeat → say it to a friend.

Great work today!

漂亮

You can now say what you bought — and ask for a little more.

See you in Lesson 15!